

# Connector for ExpressCard™

SCBA/SCBB Series




Compact low-profile and power-saving structure conforms to PCMCIA Unified Standard.

For SD Memory Card

For microSD™ Card

For SIM Card 8pins

For W-SIM



For Memory Stick Micro™

For Memory Stick™

Combine Type

For Compact Flash™

For PC cards supporting CardBus

For Express Card™

For CMOS Camera Module

## Features

- Simple structure contributes to compact and light weight body.
- Eject knob can be applied to the left or right side.
- Also available in stand-off.
- Pin header (SCBA) is provided with an adsorption area allowing automatic mounting.

## Applications

- For set top boxes, printers, digital still cameras, car navigation systems, personal digital assistants, PCs and AV equipment

## Typical Specifications

Items		Specifications
Structure	Applicable media	ExpressCard™34/54 which confirm to ExpressCard™ standard
	Mounting method	Surface mounting type
	Mounting system	Standard mount / Reverse mount
	Contact pitch	1mm
	Number of contacts	26 pins
Performance	Operating temperature range	-20°C to +70°C
	Voltage proof	500V AC 1minute
	Insulation resistance (Initial)	1,000MΩ min.
	Contact resistance (Initial)	120mΩ max.
	Insertion and removal cycle	5,000cycles

**Product Line**

Media ejection structure	Mounting system	Stand-off (mm)	Position of knob	Product No.	Minimum packing unit (pcs.)※	Drawing No.	
2 step lever ejection type	Standard mount	1.6	Right	Pin header SCBA7M0100	550	1	
				Ejector SCBB7B0100	120		
	Reverse mount	0		Pin header SCBA2M0100	550	2	
				Ejector SCBB2B0100	120		
				1.75	Pin header SCBA8M0100	550	3
					Ejector SCBB8B0100	120	

For SD Memory Card  
 For microSD™ Card  
 For SIM Card 8pins  
 For W-SIM

**Notes**

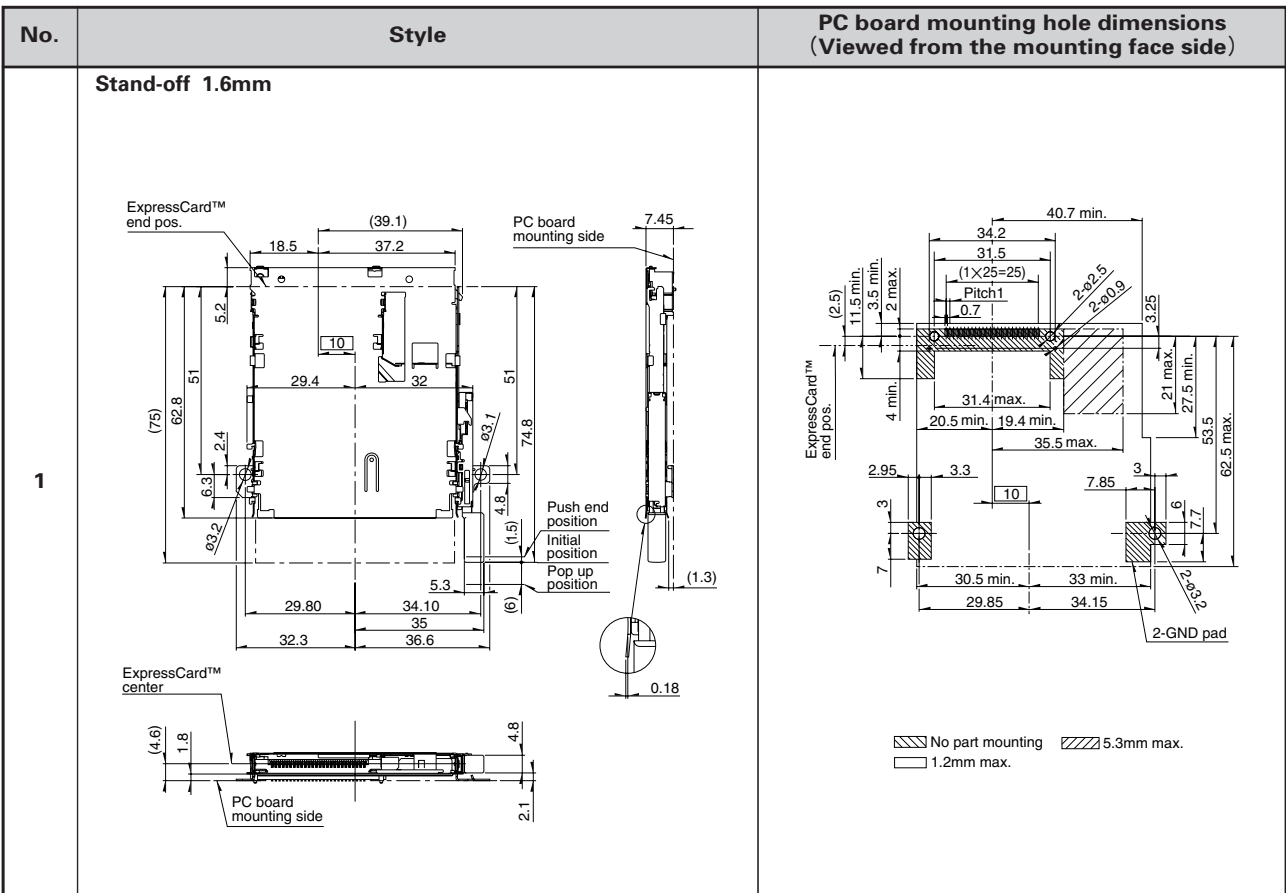
- ※ It is requested that the order placed be an integer multiple of the minimum order units.
- The pin headers and the ejectors are supplied as separate parts. When using them, solder a pin header to a printed circuit board, assemble an ejector to the pin header and screw it.
- For export packing, please consult us.

For Memory Stick Micro™  
 For Memory Stick™

**Dimensions**

**Standard mount**

Unit:mm



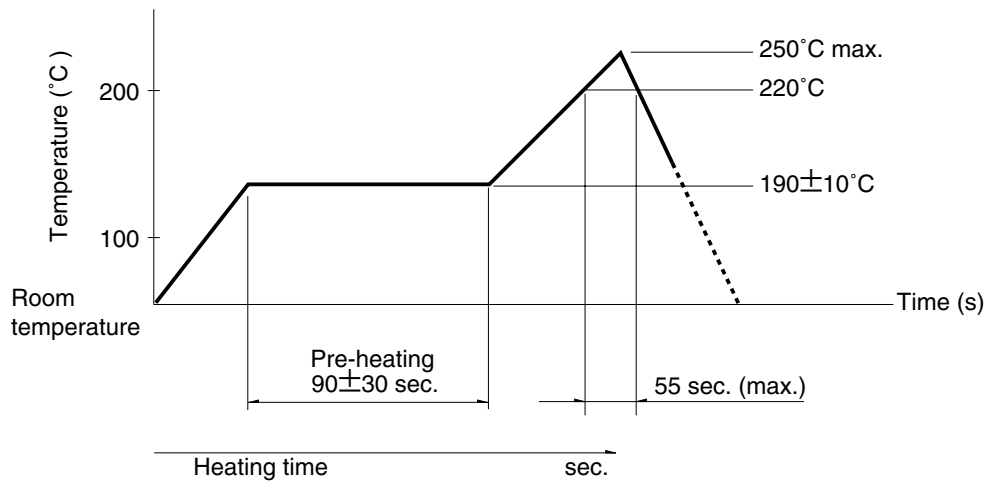
Combine Type  
 For Compact Flash™  
 For PC cards supporting CardBus  
 For Express Card™  
 For CMOS Camera Module



## Soldering Conditions

### Example of Reflow Soldering Condition (Reference)

1. Heating method: Double heating method with infrared heater.
2. Temperature measurement: Thermocouple 0.1 to 0.2  $\phi$  CA (K) or CC (T).
3. Temperature profile.



## Cautions for using this product

1. When soldering terminals, there is a danger that load placed on the terminals may cause rattle, deformation or electrical degradation to occur depending on the conditions. Caution is therefore required.
2. When soldering, do not use water soluble flux because this may corrode the product.
3. Regarding the setting of reflow conditions, please confirm them with the actual mass production conditions.
4. As PC board warping may alter characteristics, please take this into consideration when designing pattern and layout.

For SD Memory Card

For microSD™ Card

For SIM Card 8pins

For W-SIM

For Memory Stick Micro™

For Memory Stick™

Combine Type

For Compact Flash™

For PC cards supporting CardBus

For Express Card™

For CMOS Camera Module