


Multi Control Device 8-direction Stick Switch (with Center-push Function)

RKJXM Series



Single and dual shaft structured device contributes to simple operation and space saving.



Multi Control Devices

Typical Specifications (Inner-shaft Stick Switch)

Items		Specifications
Rating (max.) (Resistive load)		10mA 5V DC
Contact resistance	Lever operation	1Ω max.
	Push operation	
Operating force		A·B·C·D direction : 30±20mN·m AB·BC·CD·DA direction : 25±20mN·m
Operating angle (Lever operation)		A·B·C·D direction : 10° max. AB·BC·CD·DA direction : 12° max.
Travel (Push operation)		0.3±0.2mm
Operating life	8-direction	total with 8-direction 100,000cycles
	Center-push	

Typical Specifications (Outer-shaft Stick Encoder)

Items		Specifications
Rating (max.) (Resistive load)		10mA 5V DC
Detent torque		12±8mN·m
Operating life		15,000cycles

Variable Resistor Type

Switch Type

Product Line

Shaft	Maximum resolution		Minimum order unit (pcs.)	Product No.	Drawing No.
	Direction	Encoder			
1	8	_____	1,000	RKJXM1015001	1
2		15-pulses/15-detents	800	RKJXM2E13001	2

Packing Specifications













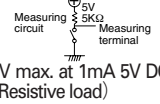
Tray

Products No.	Number of packages (pcs.)		Export package measurements (mm)
	1 case /Japan	1 case /export packing	
RKJXM10	400	2000	290×405×200
RKJXM2E	800	1600	380×545×205



Automotive Use

List of Varieties

Series		Switch type											
		RKJXT1F	RKJXM	RKJXL	RKJXS	SKRV	SKRH						
Items		SKRHAA, SKRHAB		SKRHAC, SKRHAD									
Photo													
Function													
Dimensions (typical value) (mm)	W	17		20.5		13		11.7		6.45		7.35/7.45	
	D	10.5		5.45		6.4		2.3		4		5	
	H												
Outlined specifications	Number of operating shafts	Single-shaft		Single-shaft/Dual-shaft		Single-shaft							
	Shaft material	Metal				Resin							
	Directional resolution	4-direction		8-direction				4-direction					
	Directional operating feeling (tactile feeling)	With			Without		With						
	Lever return mechanism	With											
	Center-push switch	With											
	Encoder	With		Without/With		Without							
Operating temperature range	-40°C to +85°C			-30°C to +70°C		-20°C to +70°C		-30°C to +85°C					
Rating (max.) (Resistive load)	10mA 5V DC						50mA 12V DC						
Electrical performance	Output voltage	_____						 1V max. at 1mA 5V DC (Resistive load)		_____			
	Directional resolution	4-direction		8-direction				4-direction					
	Insulation resistance	100MΩ min. 250V DC				50MΩ min. 50V DC		100MΩ min. 100V DC					
	Voltage proof	300V AC for 1min. or 360V AC for 2s				50V AC for 1min.		100V AC for 1min.					
	Directional operating force	40±25mN·m		Direction A, B, C, D 30±20mN·m Direction AB, BC, CD, DA 25±20mN·m		10±7mN·m		0.8±0.5N		1.2±0.6N		1.23±0.69N	1.2±0.69N
Mechanical performance	Push operating force	5±2N		3±1.5N		4.5±1N		2.5±1.5N		2.4±0.69N		2.35±0.69N	
	Encoder detent torque	15±8mN·m		12±8mN·m		_____							
	Terminal strength	5N for 1min.		_____									
	Actuator strength	Pushing direction	100N				30N		_____				
		Operating direction	0.4N·m		0.3N·m		0.15N·m		20N		_____		
Endurance	Vibration	8.3±1 to 200±4 to 8.3±1Hz, 4.4G fixed (for 15 min./1 cycle), 3 angles each 2 hours						10 to 55 to 10Hz/min., the amplitude is 1.5mm for all the frequencies, in the 3 direction of X, Y and Z for 2 hours respectively					
	Operating life without load	_____											
	Operating life with load (at rated load)	_____											
Environmental performance	Cold	-40±2°C for 500h				-40±2°C for 96h		-30±2°C for 96h					
	Dry heat	85±2°C for 500h				85±2°C for 96h		80±2°C for 96h					
	Damp heat	60±2°C, 90 to 95%RH for 500h				60±2°C, 90 to 95%RH for 96h							
Soldering	Manual soldering	350±5°C 3s max.				350±10°C 3 ¹ / ₂ s		350°C max. 3s max.					
	Dip soldering	260±5°C, 5±1s		260°C max. 6s max.		_____							
	Reflow soldering	_____						Please see P.503					
Page		486		487		489		490		491		492	

- Switch Type Multi Control Devices Soldering Conditions503
- Switch Type Multi Control Devices Cautions504

Multi Control Devices

Variable Resistor Type

Switch Type